

Scaled data based on original data using
LM-79-08 Approved Method: Electrical and Photometric Measurements of Solid-
State Lighting Products

Test Report Prepared for
Cooper Lighting Solutions
(formerly Eaton)

Brand: INVUE

Report Number: P671039

Luminaire Tested: **CCP-SA-1E-850-U-T4FT**

Issue Date: 04/16/2023



Test Information

Test Method: LM-79-08
Report Number: P671039
Test Lab: INNOVATION CENTER(G1)
Issue Date: 04/16/2023
Manufacturer: COOPER LIGHTING SOLUTIONS (FORMERLY EATON)
Product Line: INVUE
Catalog Number: CCP-SA-1E-850-U-T4FT
Description: INVUE CLEAR CURVE POLE MOUNT LIGHT SQUARE LUMINAIRE @1050mA w/ T4FT distribution lens
Light Source: (16) 5000K CCT, 80 CRI LEDS
Ballast/Driver: ELECTRONIC DRIVER

Summary

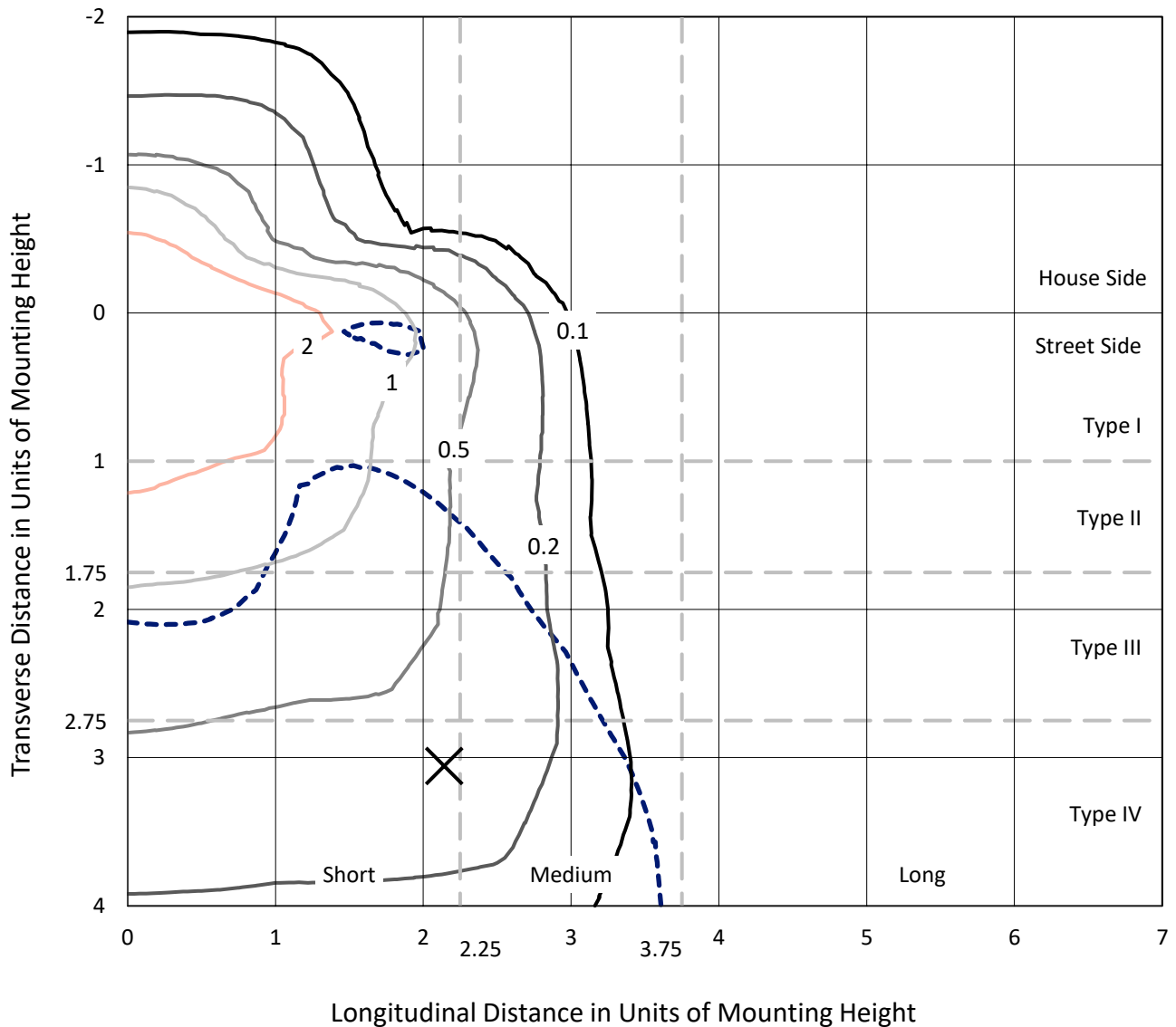
Lumens per Lamp: N/A
Luminaire Lumens: 5962.3 lumens
Efficiency: N/A
Efficacy: 106.3 lumens/watt
Luminous Opening: Rectangular (W 1' x L: 0.5' x H: 0')
IES Classification: Type IV - Short
BUG Rating: B1 - U0 - G2

Input Watts (W): 56.1
Input Voltage (V): 120
Input Current (Ain): NR
Voltage Rise (V): NR
Power Factor: NR
Total Harmonic Distortion (THDi): NR
Frequency (hertz): 60
Stabilization Time: NR
Operation Time: NR
Ambient Temperature (°C): NR
Test Distance: 25 FT

REPORT NUMBER: P671039
 CATALOG NUMBER: CCP-SA-1E-850-U-T4FT

Iso-Footcandle Lines of Horizontal Illumination

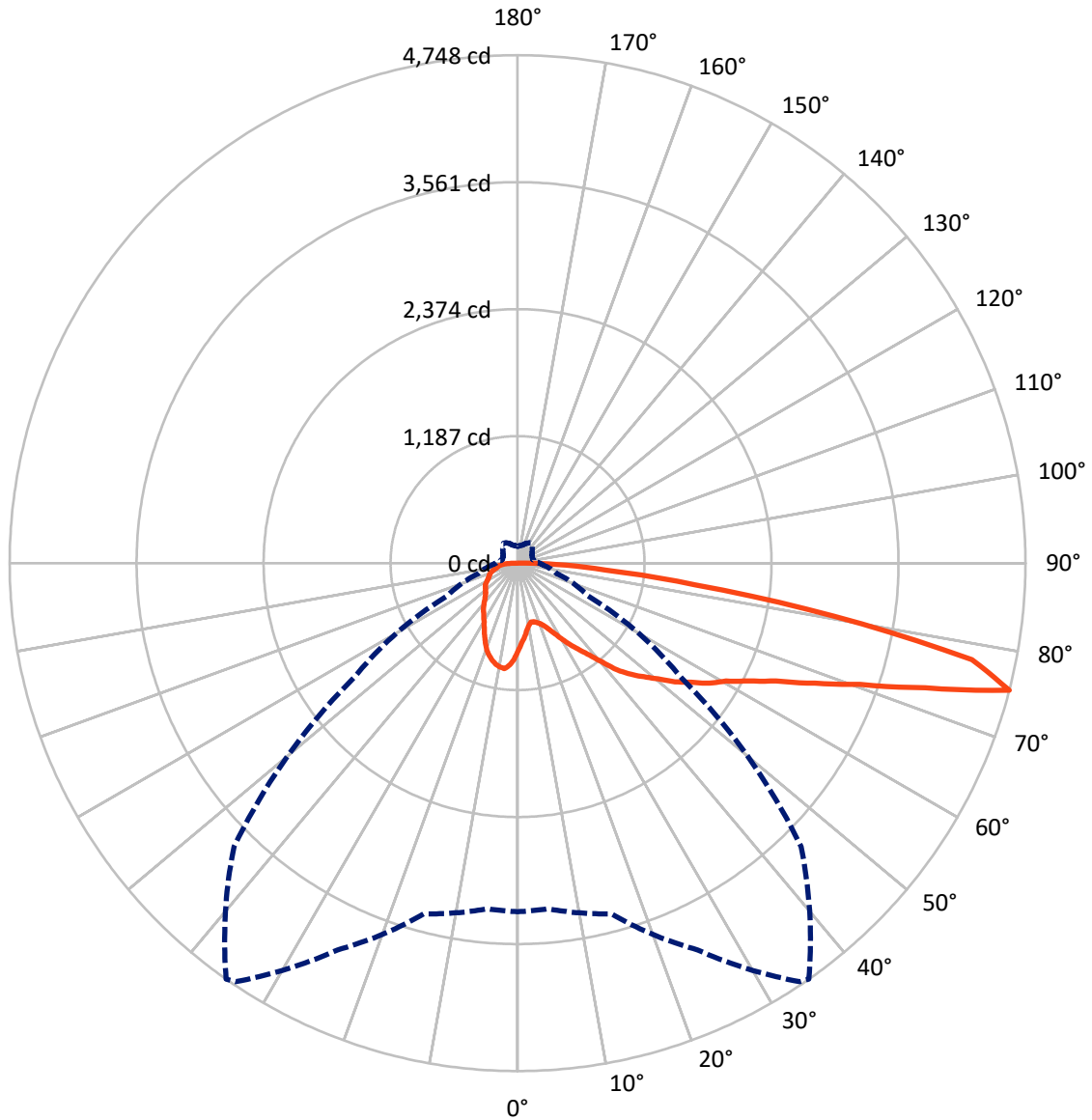
× Max cd
 - - - 1/2 Max cd



Based on 15 foot mounting height. Maximum calculated value = 4.3 fc
 Type IV - Short - N/A

REPORT NUMBER: P671039
CATALOG NUMBER: CCP-SA-1E-850-U-T4FT

Luminous Intensity Polar Plot



— Vertical Plane Through 35-Deg Lateral - - - Horizontal Cone Through 75-Deg Vertical

REPORT NUMBER: P671039
 CATALOG NUMBER: CCP-SA-1E-850-U-T4FT

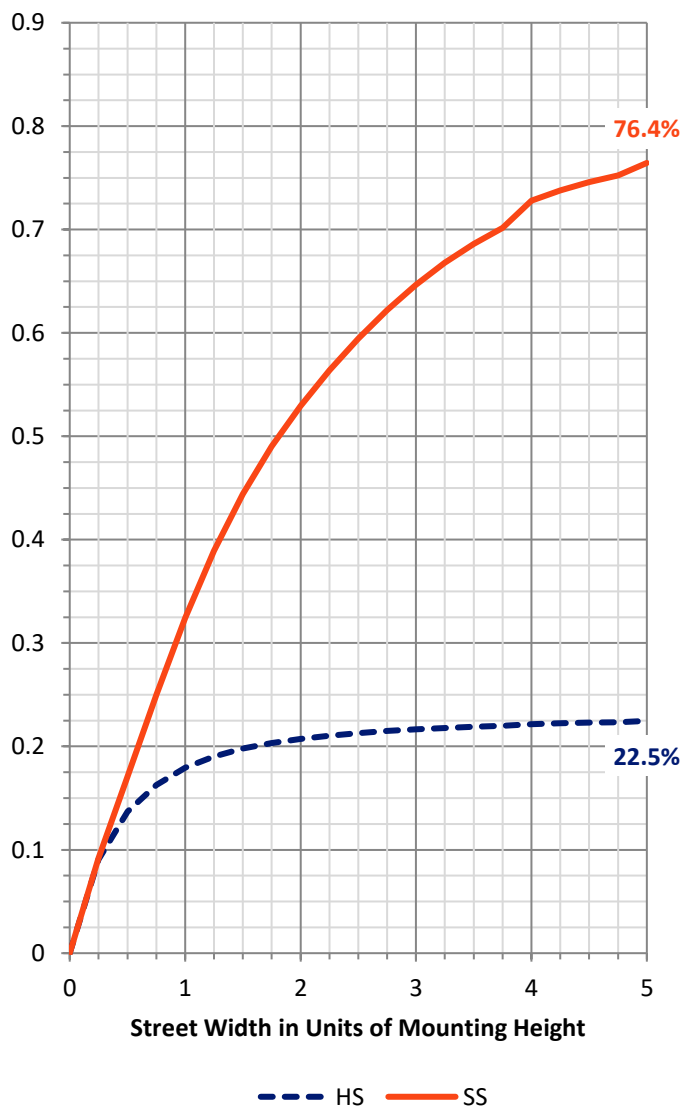
FLUX DISTRIBUTION:

		Downward	Upward	Total
House Side	Lumens	1370.3	0.0	1370.3
	% Fixture	23.0	0.0	23.0
Street Side	Lumens	4592.0	0.0	4592.0
	% Fixture	77.0	0.0	77.0
Total	Lumens	5962.3	0.0	5962.3
	% Fixture	100.0	0.0	100.0

Coefficient of Utilization

ZONAL LUMENS:

Zone	Lumens	% Fixture
0°-10°	77.8	1.3
10°-20°	225.9	3.8
20°-30°	374.8	6.3
30°-40°	555.7	9.3
40°-50°	801.2	13.4
50°-60°	1101.8	18.5
60°-70°	1360.9	22.8
70°-80°	1245.0	20.9
80°-90°	219.2	3.7
90°-100°	0.0	0.0
100°-110°	0.0	0.0
110°-120°	0.0	0.0
120°-130°	0.0	0.0
130°-140°	0.0	0.0
140°-150°	0.0	0.0
150°-160°	0.0	0.0
160°-170°	0.0	0.0
170°-180°	0.0	0.0
0°-90°	5962.3	100.0
0°-180°	5962.3	100.0



REPORT NUMBER: P671039

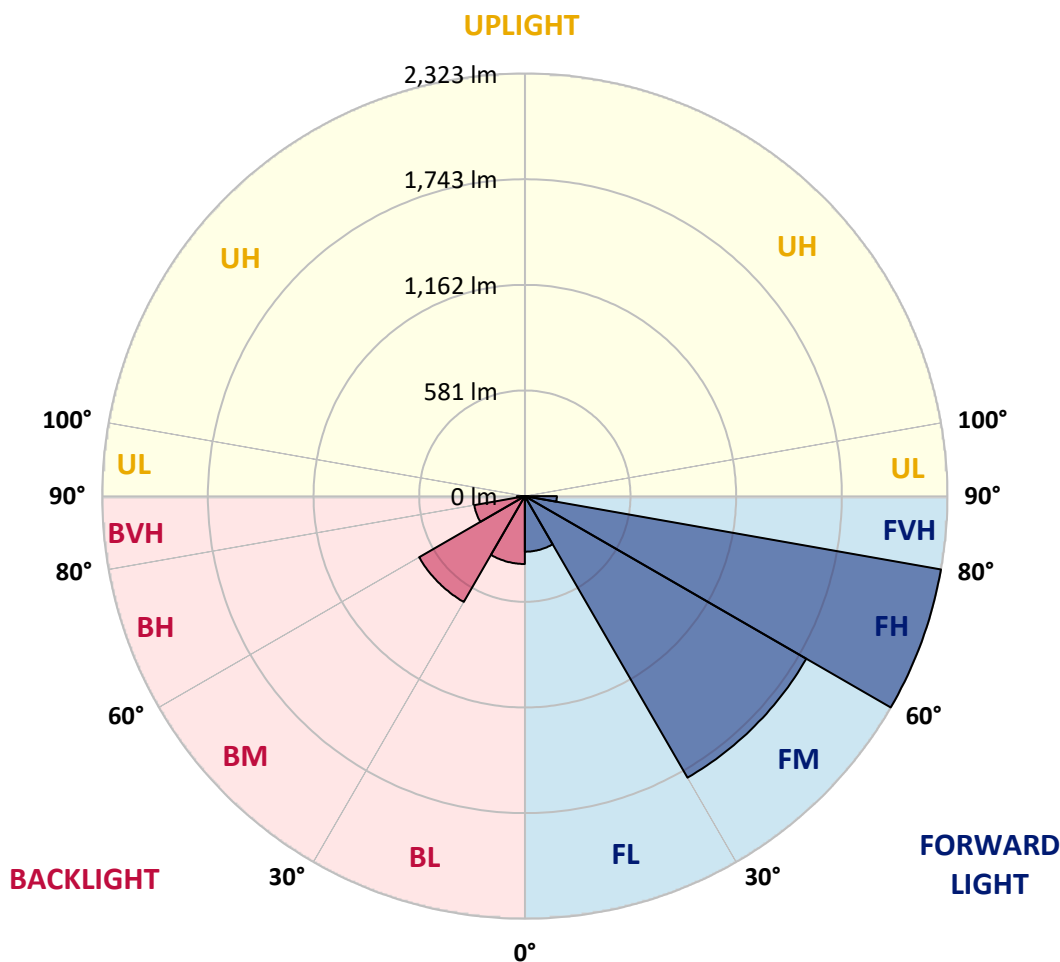
CATALOG NUMBER: CCP-SA-1E-850-U-T4FT

LUMINAIRE CLASSIFICATION SYSTEM LUMEN TABLE AND BUG RATING:

Zone	Lumens	% Fixture	Zone Rating/Lumen Limit		
			B	U	G
FL (0°-30°)	305.6	5.1			
FM (30°-60°)	1787.1	30.0			
FH (60°-80°)	2323.4	39.0			G2/5000
FVH (80°-90°)	175.9	3.0			G2/225
BL (0°-30°)	373.0	6.3	B1/500		
BM (30°-60°)	671.5	11.3	B1/1000		
BH (60°-80°)	282.6	4.7	B1/500		G1/500
BVH (80°-90°)	43.3	0.7			G1/100
UL (90°-100°)	0.0	0.0		U0/0	
UH (100°-180°)	0.0	0.0		U0/0	

BUG Rating: B1-U0-G2

Type IV Short





REPORT NUMBER: P671039

CATALOG NUMBER: CCP-SA-1E-850-U-T4FT

CANDELA DISTRIBUTION (FULL):

	0°	5°	15°	25°	34°	35°	45°	55°	65°	75°	85°
0°	816.9	816.9	816.9	816.9	816.9	816.9	816.9	816.9	816.9	816.9	816.9
2.5°	740.0	733.4	740.0	744.4	744.4	744.4	751.0	770.8	783.9	792.7	808.1
5°	663.2	665.4	669.7	680.7	687.3	691.7	702.7	726.8	746.6	775.1	808.1
7.5°	595.1	599.5	606.1	617.0	632.4	630.2	654.4	687.3	724.6	762.0	810.3
10°	560.0	568.7	570.9	573.1	588.5	588.5	621.4	658.8	704.9	753.2	810.3
12.5°	566.5	566.5	560.0	557.8	566.5	564.3	592.9	636.8	687.3	755.4	819.1
15°	586.3	586.3	573.1	560.0	573.1	568.7	592.9	628.0	687.3	757.6	836.6
17.5°	612.7	614.8	599.5	577.5	581.9	584.1	601.7	634.6	687.3	762.0	860.8
20°	665.4	654.4	630.2	595.1	610.5	603.9	630.2	658.8	700.5	779.5	895.9
22.5°	711.5	711.5	665.4	634.6	636.8	636.8	661.0	685.1	720.3	803.7	922.3
25°	786.1	781.7	724.6	678.5	682.9	685.1	698.3	726.8	753.2	816.9	955.2
27.5°	880.6	869.6	812.5	759.8	742.2	748.8	755.4	777.3	783.9	838.8	994.7
30°	981.6	966.2	917.9	834.4	825.7	827.9	816.9	830.0	821.3	874.0	1034.3
32.5°	1045.2	1045.2	999.1	937.6	913.5	913.5	876.2	884.9	884.9	906.9	1104.5
35°	1100.1	1095.7	1065.0	1018.9	1003.5	994.7	957.4	970.6	948.6	970.6	1203.3
37.5°	1183.6	1170.4	1157.2	1126.5	1095.7	1089.2	1069.4	1078.2	1047.4	1036.5	1315.3
40°	1280.2	1273.6	1260.4	1247.3	1216.5	1214.3	1192.4	1201.2	1168.2	1126.5	1427.3
42.5°	1422.9	1403.2	1361.5	1350.5	1357.1	1365.8	1357.1	1341.7	1282.4	1229.7	1548.1
45°	1565.7	1534.9	1455.9	1438.3	1488.8	1482.2	1519.6	1513.0	1416.3	1332.9	1675.5
47.5°	1657.9	1631.5	1567.9	1556.9	1578.8	1587.6	1699.6	1679.9	1526.1	1427.3	1798.4
50°	1723.8	1726.0	1642.5	1671.1	1699.6	1699.6	1840.2	1838.0	1660.1	1543.7	1958.7
52.5°	1820.4	1789.7	1754.5	1780.9	1820.4	1842.4	2015.8	1967.5	1743.5	1642.5	2138.8
55°	1870.9	1857.7	1827.0	1873.1	1956.5	1967.5	2152.0	2114.6	1838.0	1758.9	2323.3
57.5°	1890.7	1901.6	1952.1	1971.9	2088.3	2116.8	2274.9	2222.2	1925.8	1903.8	2466.0
60°	1978.5	1963.1	2031.2	2110.3	2222.2	2237.6	2428.7	2314.5	2011.4	1998.3	2512.1
62.5°	2156.4	2116.8	2154.2	2248.6	2404.5	2424.3	2591.2	2437.4	2048.8	2061.9	2509.9
65°	2415.5	2386.9	2332.0	2406.7	2626.3	2654.8	2782.2	2542.8	2037.8	2040.0	2332.0
67.5°	2720.7	2674.6	2617.5	2663.6	2931.5	2997.4	3015.0	2589.0	1960.9	1917.0	1897.2
70°	2988.6	2957.9	2920.5	2999.6	3372.9	3397.0	3304.8	2560.4	1747.9	1539.3	1264.8
72.5°	3238.9	3223.6	3245.5	3542.0	3970.2	3985.5	3577.1	2380.3	1381.2	933.3	588.5
75°	3258.7	3243.3	3394.8	3989.9	4719.0	4747.5	3746.2	1866.5	729.0	379.9	248.1
77.5°	2206.9	2253.0	2536.3	3493.7	4334.7	4341.3	3063.3	867.4	300.8	224.0	173.5
80°	542.4	601.7	955.2	1807.2	2922.7	2995.2	1677.7	292.1	197.6	171.3	129.6
82.5°	197.6	215.2	388.7	816.9	1642.5	1671.1	586.3	158.1	142.7	131.8	94.4
85°	94.4	96.6	184.5	401.8	830.0	821.3	210.8	94.4	103.2	90.0	57.1
87.5°	39.5	39.5	81.2	186.7	366.7	355.7	68.1	43.9	59.3	52.7	28.5
90°	0.0	0.0	0.0	0.0	0.0	0.0	0.0	0.0	0.0	0.0	0.0



REPORT NUMBER: P671039
 CATALOG NUMBER: CCP-SA-1E-850-U-T4FT

CANDELA DISTRIBUTION (continued):

	90°	95°	105°	115°	125°	135°	145°	155°	165°	175°	180°
0°	816.9	816.9	816.9	816.9	816.9	816.9	816.9	816.9	816.9	816.9	816.9
2.5°	819.1	823.5	841.0	854.2	867.4	878.4	895.9	895.9	906.9	906.9	906.9
5°	816.9	841.0	869.6	900.3	920.1	939.8	957.4	959.6	966.2	975.0	977.2
7.5°	825.7	849.8	895.9	939.8	964.0	972.8	994.7	988.2	988.2	988.2	994.7
10°	843.2	869.6	933.3	972.8	990.3	992.5	986.0	981.6	968.4	964.0	957.4
12.5°	856.4	902.5	966.2	996.9	990.3	983.8	968.4	946.4	931.1	926.7	926.7
15°	889.3	935.4	994.7	1005.7	994.7	959.6	939.8	915.7	902.5	882.7	891.5
17.5°	917.9	970.6	1023.3	1010.1	988.2	933.3	904.7	869.6	852.0	830.0	830.0
20°	955.2	1003.5	1049.6	1014.5	966.2	906.9	860.8	816.9	792.7	770.8	775.1
22.5°	996.9	1040.9	1065.0	996.9	933.3	865.2	801.5	759.8	729.0	715.9	720.3
25°	1029.9	1078.2	1073.8	968.4	893.7	812.5	742.2	702.7	696.1	682.9	682.9
27.5°	1071.6	1122.1	1067.2	933.3	827.9	729.0	685.1	669.7	669.7	663.2	667.6
30°	1126.5	1161.6	1051.8	882.7	744.4	654.4	632.4	641.2	656.6	650.0	652.2
32.5°	1216.5	1212.1	1038.7	825.7	656.6	581.9	597.3	614.8	628.0	634.6	639.0
35°	1304.4	1275.8	1023.3	748.8	575.3	546.8	560.0	579.7	603.9	610.5	612.7
37.5°	1392.2	1341.7	996.9	654.4	524.8	516.0	529.2	540.2	560.0	564.3	568.7
40°	1484.4	1385.6	950.8	562.1	483.1	483.1	491.9	494.1	505.1	511.6	516.0
42.5°	1565.7	1427.3	867.4	476.5	439.2	454.5	456.7	452.4	443.6	448.0	450.2
45°	1664.5	1473.4	770.8	415.0	406.2	426.0	430.4	412.8	397.5	388.7	384.3
47.5°	1761.1	1521.8	687.3	364.5	375.5	406.2	406.2	386.5	360.1	338.2	329.4
50°	1848.9	1570.1	619.2	333.8	344.8	390.9	395.3	357.9	329.4	303.0	298.6
52.5°	1996.1	1651.3	549.0	309.6	327.2	379.9	377.7	344.8	307.4	278.9	276.7
55°	2125.6	1732.6	456.7	285.5	309.6	364.5	371.1	331.6	281.1	254.7	250.3
57.5°	2220.0	1752.3	364.5	261.3	292.1	347.0	355.7	305.2	263.5	241.5	239.4
60°	2237.6	1675.5	296.4	241.5	267.9	322.8	329.4	289.9	250.3	232.8	228.4
62.5°	2156.4	1528.3	252.5	224.0	248.1	298.6	311.8	272.3	237.2	221.8	219.6
65°	1971.9	1313.1	221.8	208.6	235.0	281.1	296.4	259.1	226.2	213.0	210.8
67.5°	1561.3	1007.9	197.6	197.6	217.4	263.5	285.5	250.3	215.2	206.4	204.2
70°	1021.1	606.1	180.1	182.3	204.2	248.1	272.3	239.4	202.0	199.8	195.4
72.5°	439.2	278.9	160.3	166.9	184.5	221.8	252.5	224.0	186.7	180.1	173.5
75°	202.0	169.1	144.9	149.3	164.7	195.4	228.4	206.4	173.5	162.5	155.9
77.5°	142.7	123.0	120.8	129.6	140.5	169.1	202.0	193.2	160.3	151.5	147.1
80°	105.4	94.4	101.0	109.8	116.4	155.9	191.0	177.9	147.1	133.9	127.4
82.5°	74.7	70.3	79.1	87.8	94.4	136.1	175.7	155.9	123.0	112.0	101.0
85°	43.9	46.1	54.9	59.3	65.9	101.0	147.1	125.2	94.4	72.5	70.3
87.5°	19.8	19.8	26.4	28.5	32.9	59.3	98.8	79.1	59.3	46.1	43.9
90°	0.0	0.0	0.0	0.0	0.0	0.0	0.0	0.0	0.0	0.0	0.0

(END OF REPORT)